



**Weekly Price Update
29-Jan-2022**

IENERGY NATURAL RESOURCES LIMITED

210, Royal Square, Near Shilp Tower, Tagore Road, Rajkot – 360002, India
care@inrl.in +91 281 2465640 +91 93282 24488

INTERNATIONAL COAL PRICE

API2

API2 prices continue to climb and Feb 2022 contract reached to \$ 183.50 on Friday closing up by \$ 10 WoW basis. API2 prices reaches 14 weeks high on 26th Jan at \$ 189. Feb 2022 contract has touched above \$ 233 on 5th Oct 2021 and low at \$ 108 on 30th Nov 2021.

Published on TradingView.com, Jan 29, 2022 08:04 UTC-5

COAL (API2) CIF ARA (ARGUS-MCCLOSKEY) FUTURES (FEB 2022), 1D, NYMEX 183.50 +4.00 (+2.23%)
Vol 0



Mar 2022 contract has same effect and heading towards north. Last week the contract closed at \$ 162 and jumped to \$ 169.50 in this week, up by almost \$ 8 WoW. Currently trading at 14 weeks high, March 2022 contract has touched above \$ 216 on 5th Oct 2021 and low at \$ 105 on 30th Nov 2021.

Published on TradingView.com, Jan 29, 2022 08:29 UTC-5

COAL (API2) CIF ARA (ARGUS-MCCLOSKEY) FUTURES (MAR 2022), 1D, NYMEX 169.50 +4.50 (+2.73%)
Vol 0



South African Coal Prices (API4)

Due to good demand from India and other Asian market, SA Prices corrected upward from 1st day of 2022. Feb 2022 contract has shown 14 weeks high price on 26th at \$ 186, and was closed at \$ 174.85 last week, with no changes WoW. Feb 2022 contract has touched above \$ 221 on 5th Oct 2021 and low at \$ 103 on 2th Nov 2021.



Australian High Ash

Due to no offers available from Indonesia in last 25 days, Buyers have rushed to procure AUS coal. Majorly, demand is high for 5500 NAR high ash coal. Current offer for 5500 NAR coal is at \$ 148 up by USD 15 pmt WoW. There are few offers in market for off specs from Australia mainly 5100 GAR at \$ 110 pmt FOB.

US Coal

Price for US coal is moved again up. Demand from European, Upward movement in GAS price and supply tightness from USA have pushed price. Supply of US origin NAPP & ILB is very tight due to good demand from domestic market. No offers for US coal into Indian market. Traders who has the position are expecting price for NAPP at USD \$210 - 215 CFR WCI based on 6900 NAR.

Coking Coal

Coking Coal prices were again moving up. Current offers are at 445 USD pmt for PHCC and 400 USD pmt for Second tier coking coal (Both on FOB terms) up by 30 USD WoW.

DOMESTIC COAL PRICE (West Coast – India)



Imported coal price in stock and sale had an upward movement during last week. US coal price was up due to low inventory and tight supply from international trader. Indonesian price had gained due to Export ban by Indonesia for Jan 2022.

Indonesian coal price went up by INR 200 to INR 300 pmt for various grade of Coal in last week. Currently offers at INR 7000 pmt (Taxes Extra) for 3400 GAR coal, 8500 for 4200 GAR and 11600 for 5000 GAR.

Grade	Price pmt / 00-50 MM / Ex-Plot Port				
	29-Jan-22	22-Jan-22	Change	30-Dec-21	Change
US Origin Coal from Tuna / Kandla (WCI)					
NAPP	₹ 18,300.00	₹ 17,800.00	2.81 %	₹ 16,000.00	14.38 %
ILB	₹ 16,000.00	₹ 15,500.00	3.23 %	₹ 14,000.00	14.29 %
Indonesian Origin Coal from Tuna / Kandla (WCI)					
5000 GAR	₹ 11,600.00	₹ 11,100.00	4.50 %	₹ 9,800.00	18.37 %
4200 GAR	₹ 9,200.00	₹ 9,100.00	1.10 %	₹ 8,000.00	15.00 %
3800 GAR	₹ 8,500.00	₹ 8,500.00	0.00 %	₹ 7,000.00	21.43 %
3400 GAR	₹ 7,000.00	₹ 6,800.00	2.94 %	₹ 5,600.00	25.00 %
Indonesian Origin Coal from Navlakhi (WCI)					
5000 GAR	₹ 11,700.00	₹ 11,500.00	1.74 %	₹ 10,300.00	13.59 %
4200 GAR	₹ 9,600.00	₹ 9,400.00	2.13 %	₹ 8,100.00	18.52 %
3800 GAR	₹ 8,700.00	₹ 8,700.00	0.00 %	₹ 7,100.00	22.54 %
3400 GAR	₹ 7,200.00	₹ 7,000.00	2.86 %	₹ 5,700.00	26.32 %
South African Origin Semi Anthracite from Kandla (WCI)					
5300 NAR	₹ 12,000.00	₹ 11,600.00	3.45 %	₹ 11,000.00	9.09 %
South African coal from Kandla (WCI)					
5500 NAR	₹ 14,600.00	₹ 14,500.00	0.69 %	₹ 12,000.00	21.67 %
Australian Origin Coal from Tuna / Kandla (WCI)					
5500 NAR	₹ 13,000.00	₹ 12,500.00	4.00 %	₹ 11,500.00	13.04 %
5100 NAR	₹ 12,000.00	₹ 11,800.00	1.69 %	₹ 11,000.00	9.09 %
Grade / Sized	Price pmt / Screened Plant / Ex-Plot Screening Plant				
	29-Jan-22	22-Jan-22	Change	30-Dec-21	Change
3400 GAR					
00 - 06 MM	₹ 7,200.00	₹ 7,000.00	2.86 %	₹ 5,800.00	24.14 %
06 - 20 MM	₹ 8,200.00	₹ 8,100.00	1.23 %	₹ 7,000.00	17.14 %
20 - 50 MM	₹ 8,600.00	₹ 8,600.00	0.00 %	₹ 7,300.00	17.81 %
4200 GAR					
00 - 06 MM	₹ 8,700.00	₹ 8,700.00	0.00 %	₹ 8,000.00	8.75 %
06 - 20 MM	₹ 10,400.00	₹ 10,200.00	1.96 %	₹ 9,200.00	13.04 %
20 - 50 MM	₹ 10,900.00	₹ 10,700.00	1.87 %	₹ 9,500.00	14.74 %
5000 GAR					
00 - 06 MM	₹ 9,000.00	₹ 9,000.00	0.00 %	₹ 7,200.00	25.00 %
06 - 20 MM	₹ 14,200.00	₹ 14,000.00	1.43 %	₹ 13,100.00	8.40 %
20 - 50 MM	₹ 15,000.00	₹ 15,000.00	0.00 %	₹ 14,000.00	7.14 %
South African Origin Semi Anthracite / Jamnagar					
00 - 03 MM	₹ 10,500.00	₹ 10,400.00	0.96 %	₹ 10,000.00	5.00 %

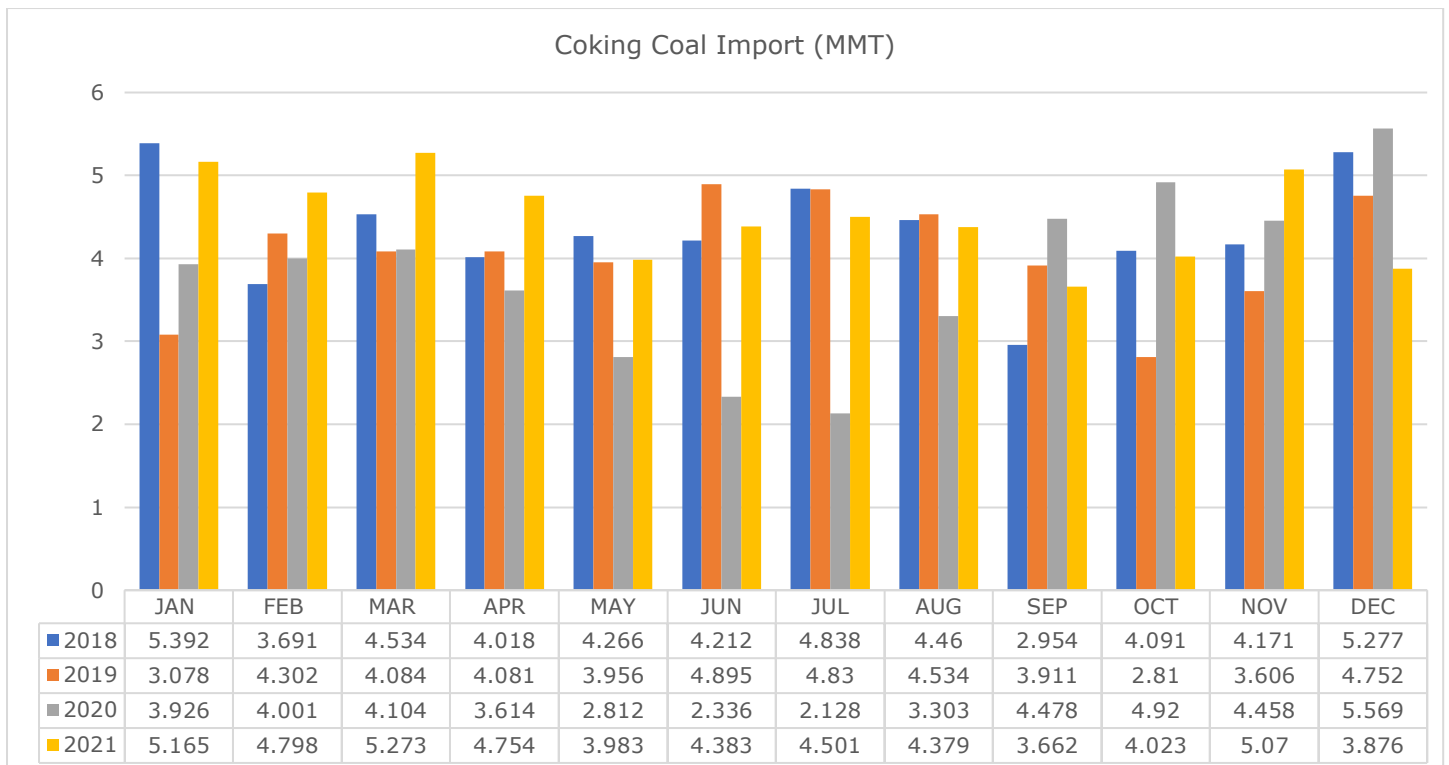
INDIA'S IMPORTS: COKING COAL

India's Coking Coal Import is down by 30% YoY during Dec 2021.

India's import of Coking Coal stood at 3.87 Million Metric Tons (MMT) during Dec 2021, down by 30% on YoY basis and 24% on MoM basis. India has imported 5.569 MMT of Coking Coal in Dec 2020 and 5.066 MMT in Nov 2021.

Australia being the highest importing country for India, with imports of 3.112 MMT during Dec-21. Its imports are down by 29% YoY basis and 31% MoM basis.

India's Coking Coal Import (Origin Wise)								
	Dec-21	YOY		MOM		YTD (Jan-Nov)		
		Dec-20	% Change	Nov-21	% Change	CY 2021	CY 2020	% Change
AUSTRALIA	3,112,179	4,395,355	(29.19)%	4,478,274	(30.5)%	45,054,787	33,388,125	34.94%
CANADA	155,000	320,593	(51.65)%	330,022	(53.03)%	2,359,933	3,479,996	(32.19)%
INDONESIA	75,987	158,685	(52.11)%	75,175	1.08%	1,211,068	1,711,076	(29.22)%
MOZAMBIQUE	152,553	304,228	(49.86)%	76,176	100.26%	1,643,205	1,954,202	(15.91)%
NEW ZEALAND						144,501	183,487	(21.25)%
RUSSIA	74,058					198,058	769,231	(74.25)%
USA	305,922	390,203	(21.6)%	106,810	186.42%	3,165,570	4,162,178	(23.94)%
TOTAL	3,875,699	5,569,064	(30.41)%	5,066,457	(23.5)%	53,777,121	45,648,295	17.81%





Total imports during CY 2021 stands at 53.77 MMT, up by 18% compare to CY 2020. India's natural supplier of coking coal is Australia and having always higher share. During 2021, India has imported 45.045 MMT from Australia up by 34%.

During the 2021, China has kept door close for Australian coal, other origin like US, Canada and Russia keep supplying coal to China with price premium. Indian buyer has reduced procurement from other countries. In 2021, India has imported 84% Coking coal from Australia was 73% in 2020 and 74% in 2019

India's Coking Coal Import (Metric Tons)								
	CY 2018		CY 2019		CY 2020		CY 2021	
AUSTRALIA	39,785,602	76.73%	35,921,268	73.62%	33,388,125	73.14%	45,054,787	83.78%
CANADA	4,397,079	8.48%	4,894,612	10.03%	3,479,996	7.62%	2,359,933	4.39%
COLOMBIA	11,500	0.02%	16,870	0.03%		0.00%		0.00%
INDONESIA	887,044	1.71%	1,199,011	2.46%	1,711,076	3.75%	1,211,068	2.25%
MOZAMBIQUE	1,674,425	3.23%	1,952,598	4.00%	1,954,202	4.28%	1,643,205	3.06%
NEW ZEALAND	287,245	0.55%	296,012	0.61%	183,487	0.40%	144,501	0.27%
RUSSIA	377,434	0.73%	300,820	0.62%	769,231	1.69%	198,058	0.37%
USA	4,432,953	8.55%	4,213,033	8.63%	4,162,178	9.12%	3,165,570	5.89%
TOTAL	51,853,281		48,794,223		45,648,295		53,777,121	

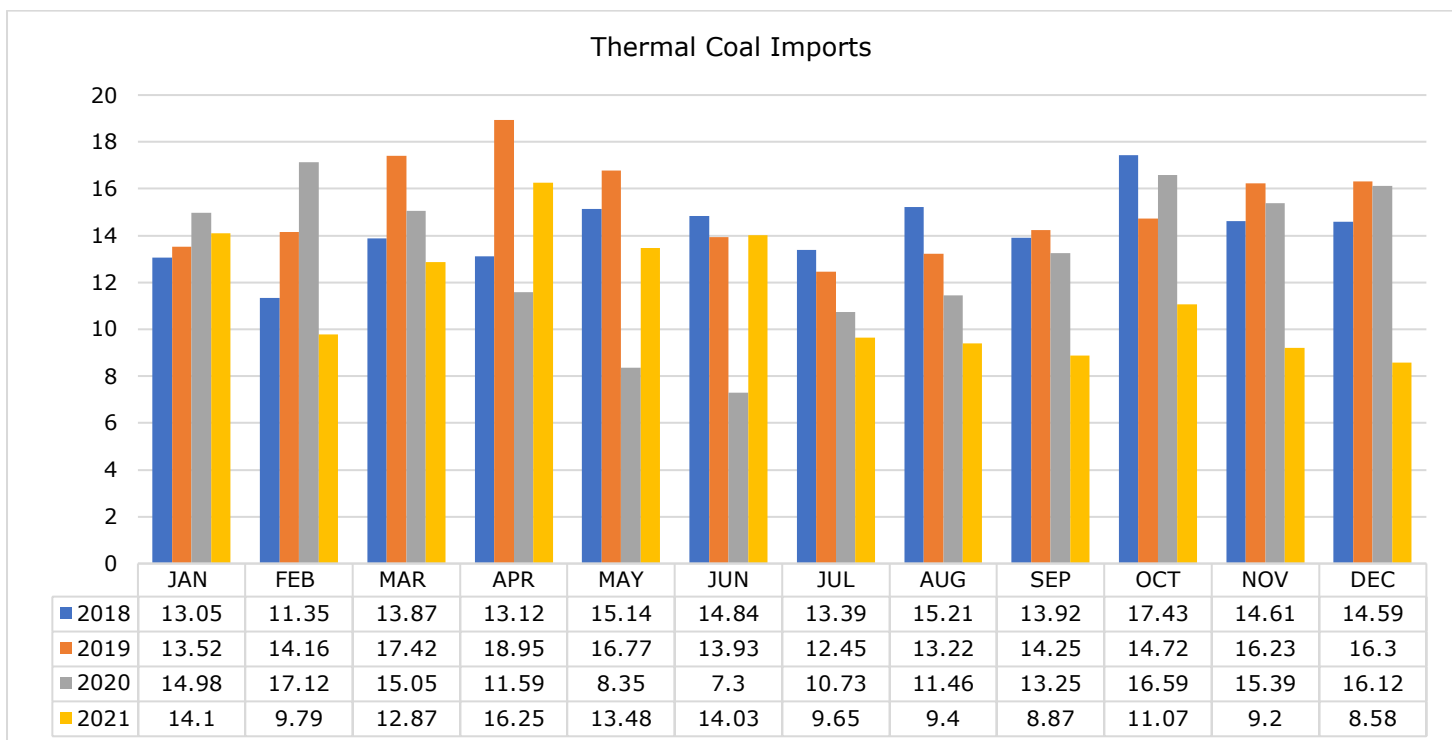
INDIA'S IMPORTS: THERMAL COAL

India's Thermal Coal Import is down by 47% YoY during Dec 2021.

India's import of Thermal Coal stood at 8.579 MMT, down by 47% on YoY basis and 8% on MoM basis. India has imported 16.124 MMT of Thermal Coal in Dec 2020 and 9.30 MMT in Nov 2021.

Indonesia being the highest importing country for India, with imports of 4.421 MMT during Dec -21. Its imports are down by 52% YoY basis and 11% MoM basis.

India's Thermal Coal Import (Origin Wise)								
	Dec-21	YOY		MOM		YTD (Jan-Nov)		
		Dec-20	% Change	Nov-21	% Change	CY 2021	CY 2020	% Change
AUSTRALIA	1,111,315	1,889,034	(41.17)%	2,029,998	(45.26)%	22,343,950	7,012,588	218.63%
COLOMBIA							3,782,048	
INDONESIA	4,421,305	9,118,424	(51.51)%	4,958,372	(10.83)%	72,650,699	96,624,214	(24.81)%
KAZAKISTAN		159,950				651,491	450,784	44.52%
MOZAMBIQUE	436,985	52,996	724.56%	218,589	99.91%	3,120,682	2,248,249	38.80%
PHILIPPINES							50,000	
RUSSIA	240,185	72,697				1,765,048	2,476,631	(28.73)%
SOUTH AFRICA	1,981,266	3,975,422	(50.16)%	1,154,044	71.68%	25,483,582	37,772,282	(32.53)%
TANZANIA				32,556		32,556		
USA	388,119	855,599	(54.64)%	906,673	(57.19)%	11,434,397	7,515,138	52.15%
TOTAL	8,579,175	16,124,122	(46.79)%	9,300,232	(7.75)%	137,482,405	157,931,934	(12.95)%



Lowest in Nine Years, India's Total imports of Thermal coal down to 137 MMY during CY 2021, down by 13% compare to CY 2020.

Historically, Indonesia is major supplier of Non-Coking coal to India having highest share. But its share is gradually decreasing from 67% in CY 2019, 61% in CY 2020 and 53% in CY 2021.

In Nov 2020, China has announced unofficially ban on Australian coal. Chinese buyer have shifted to other origin. Indonesian miners were busy to supply more and more quantity to Chinese market and Indian buyer have started looking for Australian coal as substitute to Indo coal. Although Indian imports were 9 years low, Import from AUS has increased drastically. From 3.71 MMT in 2019, India's import of thermal coal from Australia reached to 22.34 MMT in 2021. And Market share has increased to 16% from 2%.

India's Non Coking Coal Import (Metric Tons)								
	CY 2018		CY 2019		CY 2020		CY 2021	
AUSTRALIA	4,893,029	02.87%	3,713,663	02.04%	7,012,588	04.44%	22,343,950	16.25%
BHUTAN		00.00%	,449	00.00%		00.00%		00.00%
COLOMBIA	497,035	00.29%	672,212	00.37%	3,782,048	02.39%		00.00%
INDONESIA	107,212,635	62.87%	120,966,096	66.55%	96,624,214	61.18%	72,650,699	52.84%
KAZAKISTAN		00.00%		00.00%	450,784	00.29%	651,491	00.47%
MOZAMBIQUE	5,052,348	02.96%	2,851,799	01.57%	2,248,249	01.42%	3,120,682	02.27%
NEW ZEALAND	51,896	00.03%		00.00%		00.00%		00.00%
PHILIPPINES	55,000	00.03%	54,550	00.03%	50,000	00.03%		00.00%
RUSSIA	1,990,711	01.17%	2,815,945	01.55%	2,476,631	01.57%	1,765,048	01.28%
SOUTH AFRICA	38,308,473	22.46%	42,078,331	23.15%	37,772,282	23.92%	25,483,582	18.54%
TANZANIA							,32,556	00.02%
USA	12,470,001	07.31%	8,608,577	04.74%	7,515,138	04.76%	11,434,397	08.32%
TOTAL	170,531,129		181,761,622		157,931,934		137,482,405	

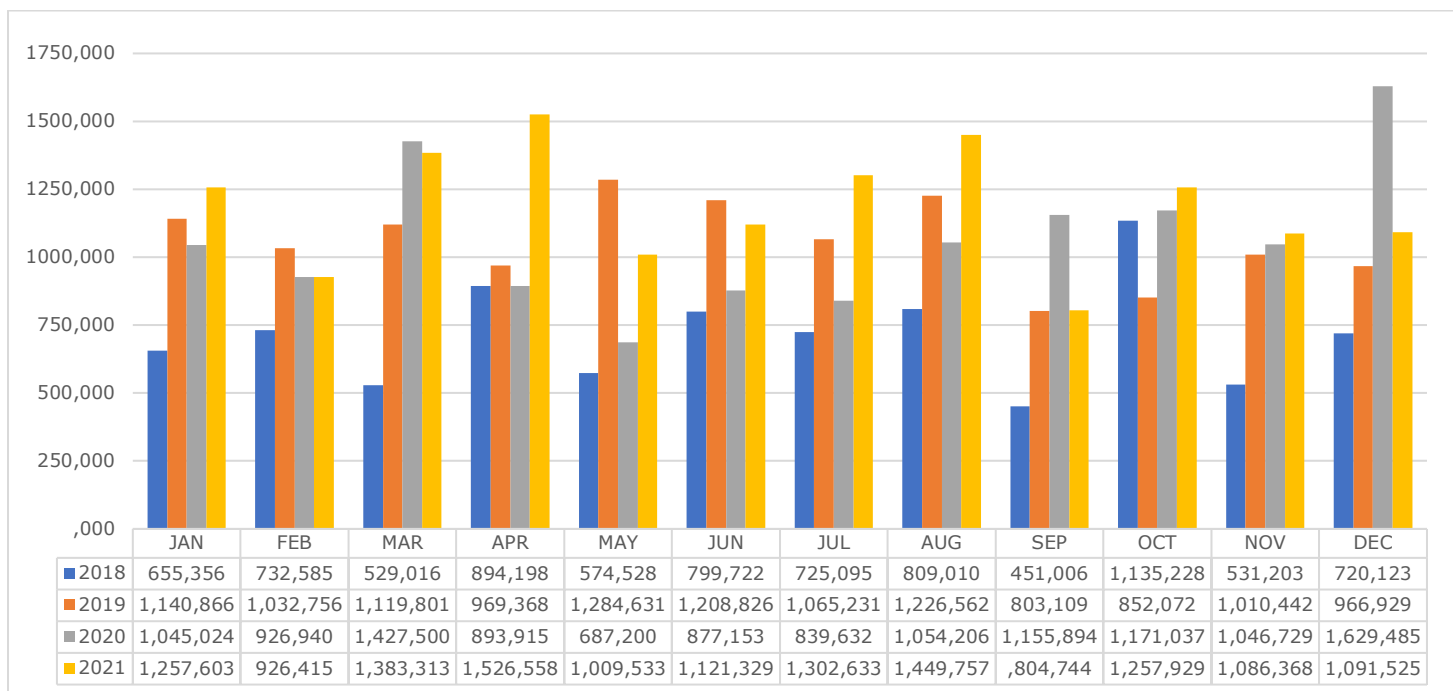
INDIA'S IMPORTS: PCI

India's PCI Import is down by 33% YoY during Dec 2021.

India's import of PCI stood at 1.092 MMT, down by 33% on YoY basis and up by 0.47% on MoM basis. India has imported 1.630 MT of PCI in Dec 2020 and 1.086 MMT in Nov 2021.

Australia being the highest importing country for India, with imports of 0.90 MMT during Nov-21. Imports from Australia decrease by 25% YoY basis and up by 14% MoM basis. Total imports during CY 2021 stands at 14.21 MMT, up by 11% compare to CY 2020.

India's PCI Import (Metric Tons)								
	Dec-21	YOY		MOM		YTD (Jan-Nov)		
		Dec-20	% Change	Nov-21	% Change	CY 2021	CY 2020	% Change
AUSTRALIA	896,598	1,193,313	(24.86)%	787,793	13.81%	10,654,753	8,676,106	22.81%
CANADA							173,016	
RUSSIA	194,927	436,172	(55.31)%	298,575	(34.71)%	3,562,954	3,905,594	(8.77)%
TOTAL	1,091,525	1,629,485	(33.01)%	1,086,368	0.47%	14,217,707	12,754,716	11.47%



Meet Our Team

NEEL ADROJA – Executive (Sales & Marketing)

Neel joined iEnergy Natural Resources Limited in May 2021 as Executive Trading (Coal & Anthracite). He is an MBA in Marketing Management. He will be responsible for business lead generation of Coal & Anthracite, meeting with professionals, industry experts, & end user to analyse business prospect, monitoring international pricing indexes of coal & alternative fuels.



He has worked with LAVI COAL INFO (OPC) PVT LTD as a Junior Manager Social Marketing as Part-Time Job from Aug 2020 to March 2021. He was responsible for business lead generation & analysing industrial activities, actively involved e-marketing & managing social media account including content creation, monthly review of posts & activities on social media pages. He also has done MBA Summer Internship in COMSOL ENERGY PVT LTD. He has done Bachelor of Engineering in Electrical from Rajkot.

In extracurricular activities he was participated in MSME training program of Solar Energy, Certification program of upGrade for start-up India Learning program & Certification program of Massive Open Course (MOOC) by Indian Institute of Foreign Trade on Basics of Export and Import Management under Niryat Bandhu Scheme of DGFT, Ministry Commerce & Industry, Govt. of India

Mail ID : nadroja@inrl.in

Mobile : +91 9974807566

iEnergy Natural Resources Limited and their employees, contractors and partners has taken due care and caution in compilation of content for this Reports. Information is just for private Circulation and reference only not intended for trading purpose or to address your particular requirement. The content includes facts, views, and opinions are of individuals. We are not giving investment advice, tax advice, legal advice, or other professional advice. We do not guarantee or warrant the accuracy, completeness or timeliness of, or otherwise endorse these views, and opinions. Users/Viewers have to make their own decisions based on their own independent enquiries, appraisals, judgement, wisdom and risks. iEnergy Natural Resources limited and their employees, contractors and partners shall not be liable or responsible for any loss or costs or any action whatsoever arising out of use or relying on the data presented here